

Artificial Grass Pitch

Artificial Grass : Flat Bowling Green  
(44.50 x 44.50 m) - standard layout

Scale: Approx 1:500 @ A3

Notes:  
This is an indicative drawing and should be read in conjunction with Sport England's Design Guidance Note '**Artificial Surfaces for Outdoor Sport**' and related NGB guidance.  
  
DO NOT SCALE FROM THIS DRAWING  
ALL DIMENSIONS ARE IN METRES

Click here for current 'Design and Cost Guidance'

Click here for 'User Guide'



Artificial Grass Flat Bowling Green  
44.5 x 44.5m inc. perimeter path.  
Total overall area: 1,981 m²








Includes:  
Size are based upon Bowls England maximum green size (40m).

Note: The size of the green as shown is based upon the maximum size allowed by the NGB, but can be smaller. The minimum length of the green in the direction of play is 31m and the width will depend upon the number of rinks of width in multiples of >4.3m to <5.8m. For example a common bowls green is 36 x 36m consisting of 6 rinks 36 x 5.8m plus two marglns of 0.6m.

Outline Specification, Assumptions & Exclusions:

- Assumes a level site (no cut and fill).
- Topsoil (200mm depth) excavated. Sub-soil excavated and carted from site. Formation beneath trimmed and graded to form a plateau having a single plane gradient not exceeding 1%. Cart off site 200mm depth of topsoil and 230mm depth of subsoil - Some topsoil kept on site for landscaping around pitch.
- Geotextile membrane placed onto formation beneath.
- 300mm stone depth (250mm MOT Type 3 and 50mm MOT Type 1) placed on to formation in layers not exceeding 150mm. Final 50mm machine laid.
- Perimeter PC concrete edgings to path.
- 65mm depth of porous macadam (40mm depth of 20mm nominal aggregate size and 25mm depth of 10mm nominal aggregate size). Macadam machine laid.
- Artificial Carpet to meet World Bowls requirements - 10mm needle punch carpet or woven bowling carpet, laid 90° to direction of play, on underlay laid over macadam base. EPDM rubber ditch infill.
- Services assumptions are based upon adequate power supply and a drainage outfall being available on site within 20m of edge of pitch.
- Pitch lateral drainage system.
- No special ground conditions (i.e. ground stabilization or decontamination are excluded).
- Raised pre-cast concrete paved perimeter footpath 2 m wide bedded on 200mm MOT Type 3 and 50mm MOT Type 1).
- Sports equipment - excluded.
- Layout includes green, carpet lined ditch and path on four sides only. Site, car parking and pavilion are excluded.
- Sports Lighting is excluded.

KEY

- Green area (including ditch)
- Perimeter paved footpath.
- 80 mm Ø corrugated perforated diagonal laterals @ 5 - 8 m intervals
- 100 mm Ø corrugated perforated collector pipe
- 150 mm Ø corrugated perforated collector pipe
- 150 mm Ø non-perforated twin wall smooth pipe
- Inspection Chamber/Catch Pit

